




# LT3BC300300-G | DATASHEET

## High-power LED backlights with integrated driver



### KEY ADVANTAGES

**High-power light output**

**Built-in driver** for continuous and strobe operations

**Industry standard 5 PIN M12 Connector**

with PNP/NPN/analog dimming input

**Optional collimating, polarizing and protective filters**

**Compact & robust design** with reduced thickness (24 mm) and thin edges

**Automatic shutdown** in case of overheating

**The LT3BC series** features high-performance LED backlights designed to provide high-power light output, excellent uniformity and contrast thanks to high-efficiency LEDs.

### SPECIFICATIONS

#### Lighting specifications

Illumination area height	(mm)	300
Illumination area width	(mm)	300
Number of LEDs		1296
Light color, peak wavelength	green, 525 nm	
Spectral FWHM	(nm)	35
Illuminance, continuous <sup>1</sup>	(klux)	117
Irradiance, continuous <sup>1</sup>	(W/m <sup>2</sup> )	213
Illuminance, boosted <sup>1</sup>	(klux)	206
Irradiance, boosted <sup>1</sup>	(W/m <sup>2</sup> )	385
Illuminance, strobe <sup>1</sup>	(klux)	483
Irradiance, strobe <sup>1</sup>	(W/m <sup>2</sup> )	963
Diffuser		yes
Collimation film		optional

#### Mechanical specifications

Height	(mm)	308.0
Width	(mm)	326.0
Thickness	(mm)	24.0
Mass	(g)	1750
Clamping system		4x M4 threaded holes

#### Environment

Operating temperature	(°C)	0-40
Storage temperature	(°C)	0-50
Operating relative humidity	(%)	20-85, non condensing
Installation		Indoor use only
IP rating		IP54

#### Electrical specifications

Operating mode		Continuous and strobe
Supply voltage	(V)	24
Current, continuous	(mA)	3600
Power consumption, continuous	(W)	86.5
Current, boosted	(mA)	7200
Power consumption, boosted	(W)	173
Peak current, strobe	(mA)	21600
Peak power consumption, strobe	(W)	518
Min pulse duration	(µs)	3
Max pulse duration	(ms)	10
Max duty cycle	(%)	10
Typical pulse delay	(ns)	300
Typical jitter	(ns)	10
I/O interface		PNP logic input, NPN dimming input, analog dimming input
Connector		2x M12 straight plug male connector
Included cable		not included

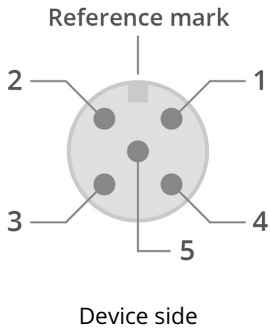
#### Eye safety

Risk group (CEI EN 62471:2010)	Exempt
--------------------------------	--------

<sup>1</sup> At emitting surface.

All product specifications and data are subject to change without notice to improve reliability, functionality, design or other. Photos and pictures are for illustration purposes only. Data are reported by design, actual lens performance may vary due to manufacturing tolerances.

**CONNECTOR PINOUT**



Pin	Function
1	+24Vdc
2	NPN
3	GND
4	PNP
5	Analogue dimming (0-10V)

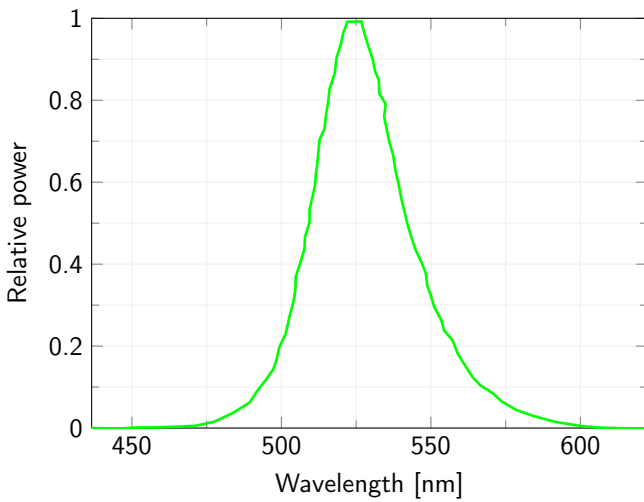
**COMPATIBLE PRODUCTS**

Full list of compatible products available [here](#).



A wide selection of innovative machine vision components.

**LED color spectrum**



All product specifications and data are subject to change without notice to improve reliability, functionality, design or other. Photos and pictures are for illustration purposes only. Data are reported by design, actual lens performance may vary due to manufacturing tolerances.